LEDALUX®

LXKH25Q- SMALL BENTLEY KITTY HAWK AREA, WALL & FLOOD LIGHT

eZ SPEC

CATALOG NUMBER:

NOTES:

FIXTURE TYPE:

PROJECT:

L70 25°C **320,000 Hours**

Shown with "KA' Kitty Hawk Arm Mounting Option.

Shown with "EH" Easy-Hang Wall Bracket

Shown with "SF' Slipfitter Option.

DIMENSIONS

Width (D)	13⅜″″ (340mm)
Length (B)	15″ (381mm)
Height (A)	3⅝″ (92mm)

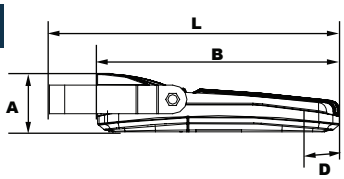

Length with Mount (L)

Kitty Hawk Arm (KA): 19¼″ (491mm)
Slipfitter (SF): 18¾″ (476mm)
Mounting Arm Adaptor (MA): 19⅛″ (486mm)
Yoke (Y): 18″ (457mm)
Bracket (BR): 18¾″ (476mm)
Easy-Hang Wall Bracket (KHEH): 16″ (406mm)

PRODUCT DESCRIPTION

The LXKH25Q luminaire is available in three wattages with a wide choice of mounting configurations and optical distributions designed to replace HID lighting systems from 150w to 400w MH or HPS. Typical applications include general area, parking, flood, security, and accent lighting for retail centers, industrial parks, schools and universities, public transit and airports, office buildings and medical facilities. Mounting heights of 14 to 25 feet can be used based on light level and uniformity requirements.

FEATURES

HOUSING:
Die Cast Aluminum Housing and Front Frame, Integral Heat Sinking and Driver Compartment. Photocell Adaptable. Nickel-Plated Stainless Steel Hardware.

LISTING & RATINGS:
CSA: Listed for Wet Locations, ANSI/UL 1598, 8750; IP66 Sealed LED Compartment.

FINISH:
Textured Architectural Bronze Powdercoat Finish Over a Chromate Conversion Coating. Custom Colors Available Upon Request.

LENS:
Tempered Clear Flat or SoftLED Flat Glass Lens

MOUNTING OPTIONS:
Mounts with Kitty Hawk Arm, Adjustable Slipfitter, 23⁄8 Diameter Mounting Arm Adapter, Yoke, Two-Piece Bracket or Easy Hang Wall Bracket (Factory Installed).

EASYLED LED:
Aluminum Boards

WATTAGE:
65w: Array: 65.1w, System: 72w; (150-250w HID Equivalent.) 81w: Array: 80.5w, System: 86.6w; (150-250w HID Equivalent.) 112w: Array: 111.5w, System: 119.9w (250-400w HID Equivalent.)

DRIVER:
Electronic Driver, 120-277V, 50/60Hz or 347-480V, 50/60Hz (81w Model Only); Less Than 20% THD and PF>0.90. Standard Internal Surge Protection 6kV. 0-10V Dimming Standard for a Dimming Range of 100% to 10%; Dimming Source Current is 150 Microamps.

CONTROLS:
Fixtures Ordered with Factory-Installed Photocell or Motion Sensor Controls are Internally Wired for Switching and/or 1-10V Dimming Within the Housing. Remote Direct Wired Interface of 1-10V Dimming is Not Implied and May Not Be Available, Please Consult Factory. Fixtures are Tested with LEPG Controls and May Not Function Properly With Controls Supplied By Others. Fixtures are NOT Designed for Use with Line Voltage Dimmers.

WARRANTY
5-Year Warranty for -40ºC to +50ºC Environment.
See Page 4 for Projected Lumen Maintenance Table.

ORDERING INFORMATION

EXAMPLE: LXKH25QF1X112U5KCZKASP

Model	Optics	Wattage	Driver	CCT	Lens	Color	Mounting	Options
LXKH25Q=Small Bentley Kitty Hawk Area, Wall, and Flood Light	A=Type I/NEMA 7H x 5V B=Type II/NEMA 7H x 7V C=Type III/NEMA 7H x 7V D=Type IV/NEMA 6H x 5V F=Type V/NEMA 7H x 7V I=Narrow Beam/ NEMA 4H x 4V* *Use with 81w & 112w 5K Mode Only. See Page 3 & 4 for Distribution Information.	1X65 =65w* 1X81 =81w 1X112 =112w *Use with C & F Optics, 4K & 5K Models Only.	U=120-277V H=347-480V* *81W Model Only.	3K =3000K* 4K =4000K 5K =5000K * Use with 81w B, C, D, F Optics. ♦ Use with 112w D & F Optics.	C=Standard Clear Flat Glass Lens S=SoftLED Flat Glass Lens	Z=Bronze C=Custom (Consult Factory)	KA =Kitty Hawk Arm SF = Slipfitter MA= Mounting Arm Adapter Y=Yoke BR =Two-Piece Swivel Bracket EH =Easy-Hang Wall Bracket NM=No Mount	SF =Single Fuse DF =Double Fuse SP =Surge Protection M1=Motion Sensor, IR for mounting heights of 20ft to 35ft M2=Motion Sensor, IR for mounting heights of 18ft or less R3 =3-Pin Twist Lock Photocell Receptacle R5 =5-Pin Twist Lock Photocell Receptacle R7 =7-Pin ANSI C136.41—2013 Twist Lock Photocell Receptacle S23 =Internal Microwave Sensor with dimming for mounting heights of 25′ or less (120-277V Only)

MOUNTING OPTIONS

LXKH25Q with Kitty Hawk Arm (KA)

Kitty Hawk Die-Cast Mounting Arm, Bronze Powdercoat Finish, Includes Hardware. Mounts Directly to Square Poles.

LXKH25Q with Pole Mounting Arm Adaptor (MA)

Die-Cast Adaptor for 2⅜″ Horizontal Mounting Arms, Bronze Powdercoat Finish, Includes Hardware.

LXKH25Q with Yoke (Y)

Stamped Heavy-Duty Steel Yoke, Bronze Powdercoat Finish, Includes Hardware.

LXKH25Q with "SF" External Mount Slipfitter (SF)

External Mount Die-Cast Adjustable Slipfitter for 2⅜″ Tenons, Bronze Powdercoat Finish, Includes Hardware.

LXKH25Q with Two-Piece Swivel Bracket (BR)

Two-Piece Stamped Steel Adjustable Bracket, Bronze Powdercoat Finish, Includes Hardware.

LXKH25Q with Easy-Hang Bracket (EH)

Die-Cast Easy-Hang Wall Bracket, Bronze Powdercoat Finish, Includes Hardware.

EPA (EFFECTIVE PROJECTED AREA)

Shown with Small Kitty Hawk Arm mounting.

Configuration	EPA (Sq. Ft.)	Weight (Lbs.)
1	0.60	15 Lbs

Configuration	EPA (Sq. Ft.)	Weight (Lbs.)
2@180° Mount	1.20	30 Lbs
2@90° Mount	0.82	30 Lbs

Configuration	EPA (Sq. Ft.)	Weight (Lbs.)
3@90° Mount	1.32	45 Lbs
3@120° Mount	1.20	45 Lbs

Configuration	EPA (Sq. Ft.)	Weight (Lbs.)
4@90° Mount	1.32	60 Lbs

ACCESSORIES & REPLACEMENT PARTS

KH20RPZ

KH20WMZ

PTSB1SZ

PTSB290SZ

PTSB2180SZ

PTSB390SZ*

PTSB3120SZ*

PTSB490SZ*

ACCHSG1Z

KH25GSZ



KH25WG

ACCHSG3

P17117

Mounting Accessories (Order Separately, Field Installed)	
KH20RPZ	Die-Cast Adaptor for 3″ to 4″ Round Poles, Bronze Powdercoat Finish. Use with KH25A Kitty Hawk Mounting Arm only.
KH20WMZ	Die-Cast Wall Mount Adaptor, Bronze Powdercoat Finish. Use with KH25A Kitty Hawk Mounting Arm only.
PTSB1SZ	Single Pole Tenon Spoke Bracket, 2⅜″ Horizontal Mounting Arm, Bronze Powdercoat Finish, Includes Hardware.
PTSB290SZ	Twin Pole Tenon Spoke Bracket, 2⅜″ Horizontal 90° Mounting Arms, Bronze Powdercoat Finish, Includes Hardware.
PTSB2180SZ	Twin Pole Tenon Spoke Bracket, 2⅜″ Horizontal 180° Mounting Arms, Bronze Powdercoat Finish, Includes Hardware.
PTSB390SZ*	Triple Pole Tenon Spoke Bracket, 2⅜″ Horizontal 90° Mounting Arms, Bronze Powdercoat Finish, Includes Hardware.
PTSB3120SZ*	Triple Pole Tenon Spoke Bracket, 2⅜″ Horizontal 120° Mounting Arms, Bronze Powdercoat Finish, Includes Hardware.
PTSB490SZ*	Quad Pole Tenon Spoke Bracket, 2⅜″ Horizontal 90° Mounting Arms, Bronze Powdercoat Finish, Includes Hardware.

***Non-stock item. Consult factory for lead time.**

Accessories (Order Separately, Field Installed)	
P18131	Twist Lock Non-Shorting (Open) Cap Disconnects Service to Fixture for Temporary or Permanent Disabling (Fixture Always Off). IP65, 480V Maximum.
P18132	Twist Lock Shorting Cap Provides Fixed Service to Fixture (Fixture Always on). IP65, Rated Load 7200w Tungsten.
P18140	110-120VAC Instant Twist Lock Photocell
P18150	120VAC Time Delay Twist Lock Photocell
P18152	277VAC Time Delay Twist Lock Photocell
P18156	120-277VAC Universal Twist Lock Photocell
P18157	480VAC Time Delay Twist Lock Photocell. For 480V use only.
ACCHSG1Z	Die Cast Accessory Housing for Installing Sensors or Other Lighting Controls, Bronze Powdercoat Finish
KH25GSZ	Aluminum Glare/House Side Shield, Bronze Powdercoat Finish, Includes Hardware.
KH25WG	Wire Guard, Stainless Steel Construction, Includes Hardware.
ACCHSG3	Bronze Polycarbonate Housing for Installing Sensors, Includes Sensor Bracket and Gasket.

Replacement Parts (Order Separately, Field Installed)	
KH25GL	Tempered Clear Flat Glass Lens.
KH25GLSS	SoftLED Flat Glass Lens
KH25AZ	Kitty Hawk Die-Cast Mounting Arm, Bronze Powdercoat Finish, Includes Hardware. Mounts Directly to Square Poles.
ALMAAZ	Die-Cast Adaptor for 2⅜″ Horizontal Mounting Arms, Bronze Powdercoat Finish, Includes Hardware.
KH25YZ	Stamped Heavy-Duty Steel Yoke, Bronze Powdercoat Finish, Includes Hardware.
FL73SFXZ	External Mount Die-Cast Adjustable Slipfitter for 2⅜″ Tenons, Bronze Powdercoat Finish, Includes Hardware.
FL73BRZ	Two-Piece Stamped Steel Adjustable Bracket, Bronze Powdercoat Finish, Includes Hardware.
KHEHZ	Die-Cast Easy-Hang Wall Bracket, Bronze Powdercoat Finish, Includes Hardware.
P17117	Internal Microwave Sensor with Dimming, 120-277VAC, 50/60Hz. See P17117 Specification Page for Details.

PHOTOMETRIC DATA

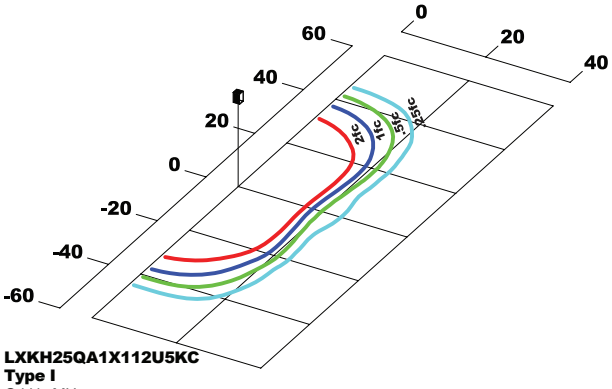

LXKH25QA1X112U5KC
Type I
Grid in MH
MH=20 Feet

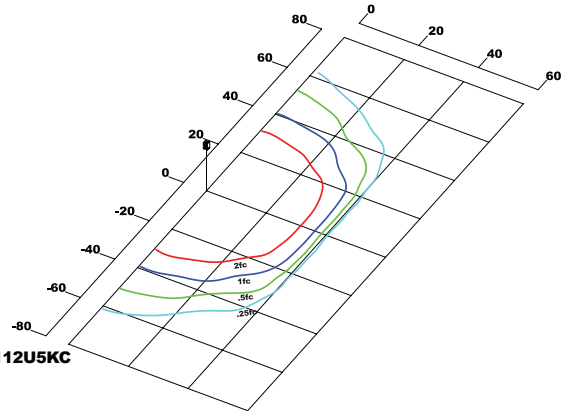

LXKH25QC1X112U5KC
Type III
Grid in MH
MH=20 Feet

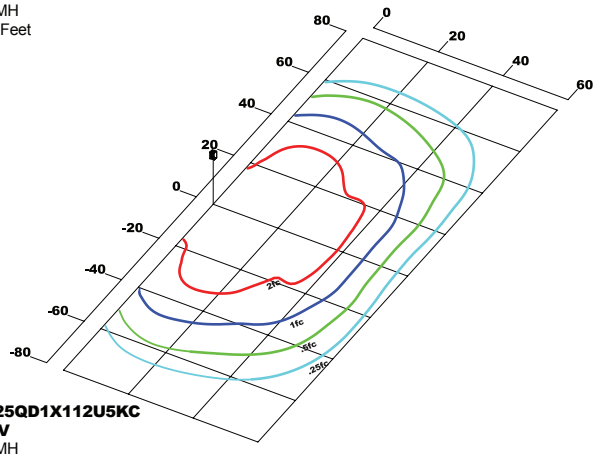

LXKH25QD1X112U5KC
Type IV
Grid in MH
MH=20 Feet

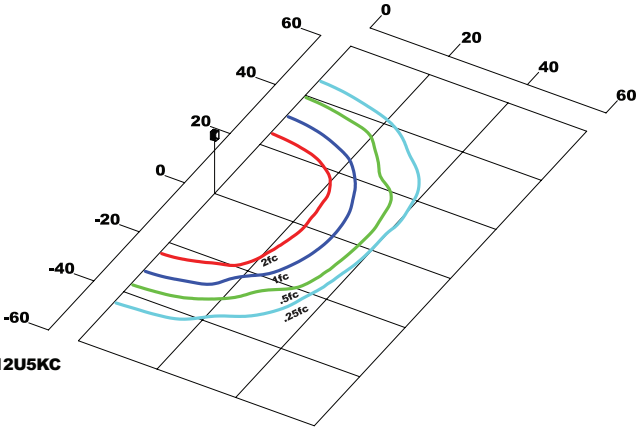

LXKH25QF1X112U5KC
Type V
Grid in MH
MH=20 Feet

PHOTOMETRIC PERFORMANCE

LED Board Watts	Drive Current (mA)	Input Watts		Optics	5000 CCT 80 CRI Lumens	LPW	B	U	G	4000 CCT 80 CRI Lumens	LPW	B	U	G
EasyLED 81w	525	87	A	Type I	10,099	120	3	0	1	9,417	112	3	0	1
			B	Type II	9,634	114	2	0	2	8,984	107	2	0	1
			C	Type III	10,583	126	2	0	2	9,869	117	2	0	2
			D	Type IV	9,940	118	1	1	2	9,269	110	1	1	2
			F	Type V	10,095	120	3	0	1	9,414	112	3	0	1
EasyLED 112w	525	120	A	Type I	14,629	121	3	0	2	13,641	113	3	0	2
			B	Type II	13,955	115	2	0	2	13,013	108	2	0	2
			C	Type III	15,331	127	3	0	3	14,296	118	3	0	3
			D	Type IV	13,499	112	2	1	3	12,588	104	2	1	2
			F	Type V	14,624	121	3	0	1	13,637	113	3	0	1

PHOTOMETRIC DATA

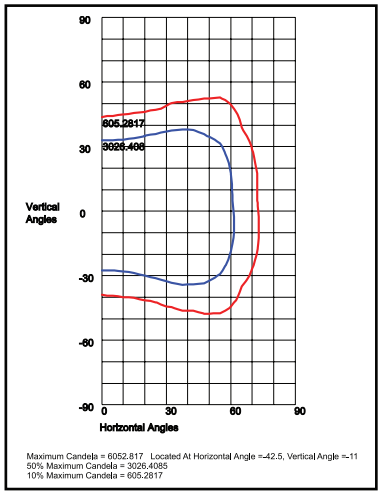

LXKH25QA1X112U5KC
130°H x 70°V, NEMA 7H x 5V

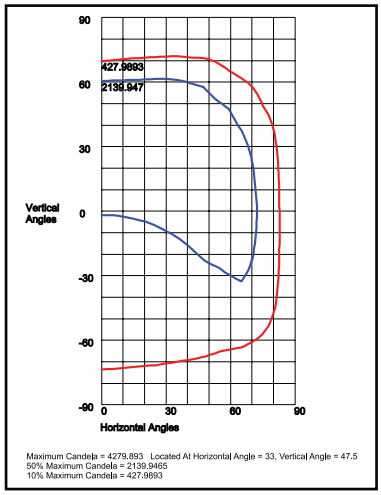

LXKH25QC1X112U5KC
120°H x 70°V Beam, NEMA 7H x 7V

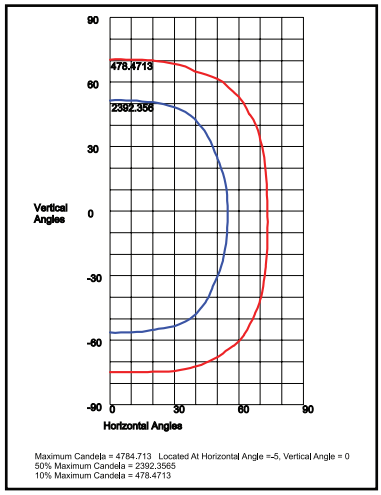

LXKH25QF1X112U5KC
115°H x 110°V Beam, NEMA 7H x 7V

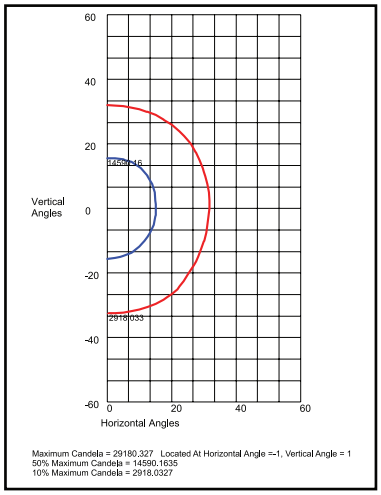

LXKH25QI1X112U5KC
30°H x 30°V Beam, NEMA 4H x 4V

PHOTOMETRIC PERFORMANCE

LED Board Watts	Drive Current (mA)	Input Watts		Beam	5000 CCT 80 CRI Lumens	5000 CCT 80 CRI LPW	4000 CCT 80 CRI Lumens	4000 CCT 80 CRI LPW
EasyLED 81w	525	87	A	130°H x 70°V, NEMA 7H x 5V	10,092	120	9,411	112
			B	110°H x 30°V, NEMA 7H x 6V	9,647	115	8,996	107
			C	120°H x 70°V, NEMA 7H x 7V	10,508	125	9,798	116
			D	100°H x 30°V, NEMA 6H x 5V	9,876	117	9,210	109
			F	115°H x 110°V, NEMA 7H x 7V	10,121	120	9,438	112
			I	30°H x 30°V, NEMA 4H x 4V	9,526	109	-	-
EasyLED 112w	525	120	A	130°H x 70°V, NEMA 7H x 5V	14,619	121	13,632	113
			B	110°H x 30°V, NEMA 7H x 6V	13,974	116	13,031	108
			C	120°H x 70°V, NEMA 7H x 7V	15,221	126	14,193	117
			D	110°H x 30°V, NEMA 6H x 5V	13,264	110	12,368	102
			F	115°H x 110°V, NEMA 7H x 7V	14,661	121	13,672	113
			I	30°H x 30°V, NEMA 4H x 4V	13,348	111	-	-

PROJECTED LUMEN MAINTENANCE

Data shown for 5000 CCT			Compare to MH			
TM-21-11	**Input Watts**	**Initial**	**25,000 Hrs**	**50,000 Hrs**	**100,000 Hrs**	**Calculated L70@ 25°C**
L70 Lumen Maintenance @ 25°C / 77°F	87	1.00	0.98	0.97	0.93	429,000
L70 Lumen Maintenance @ 25°C / 77°F	120	1.00	0.98	0.95	0.91	320,000
TM-21-11	**Input Watts**	**Initial**	**25,000 Hrs**	**50,000 Hrs**	**100,000 Hrs**	**Calculated L70@ 50°C**
L70 Lumen Maintenance @ 50°C / 122°F	87	1.00	0.97	0.94	0.88	259,000
L70 Lumen Maintenance @ 50°C / 122°F	120	1.00	0.95	0.89	0.79	141,000
TM-21-11	**Input Watts**	**Initial**	**25,000 Hrs**	**50,000 Hrs**	**100,000 Hrs**	**Calculated L80@ 40°C**
L80 Lumen Maintenance @ 40°C / 104°F	87	1.00	0.97	0.95	0.90	195,000
L80 Lumen Maintenance @ 40°C / 104°F	120	1.00	0.96	0.93	0.85	134,000

NOTES:
1. Projected per IESNA TM-21-11. Data references the extrapolated performance projections for the 525mA base model in a 25°C ambient, based on 10,000 hours of LED testing per IESNA LM-80-08.
2. Compare to MH box indicates suggested Light Loss Factor (LLF) to be used when comparing to Metal Halide (MH) systems.