LEDALUX®

LV1AQ 12" Linear LED Die Cast

CATALOG NUMBER:

NOTES:

FIXTURE TYPE:

PROJECT:

L70 25°C **187,000 Hours**

LV1AHQ

LV1AVQ

LV1AOQ

Shown with LumaLens

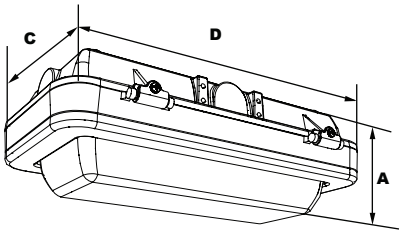

DIMENSIONS

Width (D)	12⅛″ (309mm)
Length (C)	7″ (178mm)
Height (A)	**LV1AOQ:** 4″ (102mm) **LV1AHQ:** 4¼″ (107mm) **LV1AVQ:** 4¼″ (107mm)

PRODUCT DESCRIPTION

The LV1A series wall, pendant and ceiling mount luminaire is available with clear or LumaLens lenses, and open, vertical half or horizontal half door frames designed to replace HID lighting systems from 70w to 175w MH or HPS. Typical lighting applications include retail centers, industrial parks, schools and universities, public transit and airports, office buildings and medical facilities. Mounting heights of 8 to 18 feet can be used based on light level and uniformity requirements.

FEATURES

Housing
Heavy-Duty Die Cast Aluminum Housing and Top Frame. Can Be Tapped for Side Conduit Entry.

Listing & Ratings
CSA: Listed for Wet Locations, ANSI/UL 1598, 8750. Note: If using the Quick-MountBracket, the power feed must be made at the drill point locations on the sides of thefixture, not through the Bracket to maintain the Wet Locations listing.IP66 Sealed LED Compartment.

Finish
Platinum Powdercoat Finish Over a Chromate Conversion Coating. Custom Colors Available Upon Request.

Lens
Clear UV-Stabilized Polycarbonate or SoftLED LumaLens Opal UV-Stabilized Polycarbonate Vandal-Resistant Lens

Mounting Options
Surface Mount or Use Optional 1⁄2″ NPS Adjustable Threaded Knuckle, Stainless Steel Quick-Mount Bracket, Adjustable Bracket or Yoke.

EasyLED LED
Aluminum Boards

Wattage
22w: Array: 22w, System: 26.4w; (70w HID Equivalent)
37w: Array: 37.2w, System: 43.4w; (175w HID Equivalent)

Driver
Electronic Driver, 120-277V, 50/60Hz; Less Than 20% THD and PF>0.90. Standard Internal Surge Protection is 2kV for 22w, 6kV for 37w. 0-10V Dimming Standard for a Dimming Range of 100% to 10%; Dimming Source Current is 150 Microamps.

Warranty
5-Year Warranty for -40°C to +50°C Environment.
See Page 3 for Projected Lumen Maintenance Table.

ORDERING INFORMATION

EXAMPLE: LV1AOQF37U5KCP

Model	Optics	Wattage	Driver	CCT	Lens	Color
LV1AOQ =EasyLED Open Frame 12" Linear LED Die Cast **LV1AHQ** =EasyLED Horizontal Hood 12" Linear LED Die Cast **LV1AVQ** =EasyLED Vertical Hood 12" Linear LED Die Cast	**F**=Wide	**22**=22w **37**=37w	**U**=120-277V	**4K**=4000K **5K**=5000K	**C**=Clear UV-Stabilized Polycarbonate Vandal-Resistant Lens **L**=SoftLED LumaLens Opal UV-Stabilized Polycarbonate Vandal-Resistant Lens	**P**=Platinum **C**=Custom (Consult Factory)

ACCESSORIES & REPLACEMENT PARTS



LVAQM

LVABRSS*

LV1AYSS*

FLST1G*

*Shown Mounted

Mounting Accessories (Order Separately, Field Installed)	
LVAQM	Stainless Steel Quick Mount Bracket Note: The power feed must be made at the drill point locations on the sides of the fixture, not through the Bracket, to maintain the Wet Locations listing.
LVABRSS	Stainless Steel Adjustable Bracket, Set of Two
LV1AYSS	Stainless Steel Yokes for LV1A, Includes Hardware.
FLST1P	½" NPS Threaded Adjustable Knuckle, Platinum Finish.

Replacement Parts (Order Separately, Field Installed)	
LV1ALL	SoftLED LumaLens Opal UV-Stabilized Polycarbonate Vandal-Resistant Lens
LV1APC	Clear UV-Stabilized Polycarbonate Vandal-Resistant Lens

PHOTOMETRIC DATA FOR WALL LIGHTS

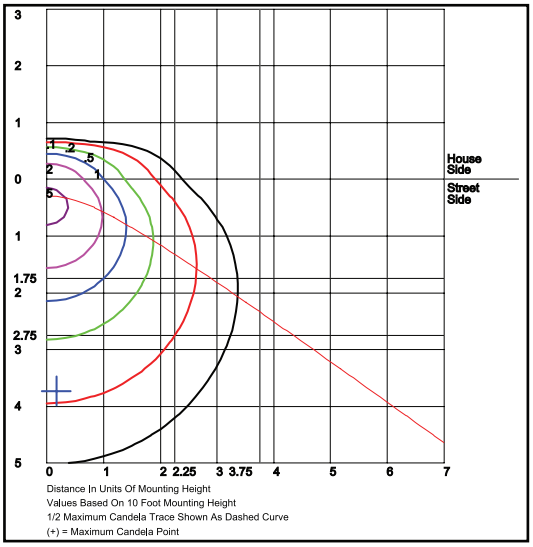

LV1AHQF37U5KL
Wide Optic

Grid in MH
MH=10 Feet

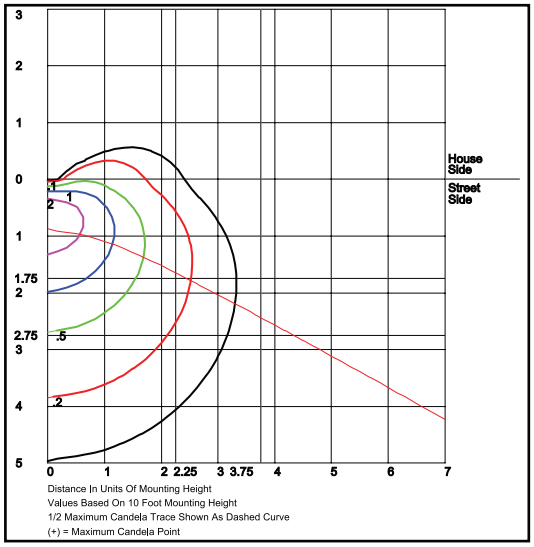

LV1AVQF37U5KL
Wide Optic

Grid in MH
MH=10 Feet

PHOTOMETRIC PERFORMANCE FOR WALL LIGHTS

				5000 CCT 80 CRI					4000 CCT 80 CRI				
LED Board Watts	**Drive Current (mA)**	**Input Watts**	**Optics**	**Lumens**	**LPW**	**B**	**U**	**G**	**Lumens**	**LPW**	**B**	**U**	**G**
EasyLED 22w (Clear Lens)	116	26	Horizontal Frame -Type III	3,126	120	1	2	1	3,001	115	1	2	1
EasyLED 22w (LumaLens)			Horizontal Frame -Type IV	2,369	91	1	3	2	2,274	88	1	3	1
EasyLED 22w (Clear Lens)			Vertical Frame -Type III	3,305	127	1	2	1	3,172	122	1	2	1
EasyLED 22w (LumaLens)			Vertical Frame -Type III	2,705	104	1	3	1	2,597	100	1	3	1
EasyLED 37w (Clear Lens)		43	Horizontal Frame -Type III	4,879	114	2	3	2	4,684	109	2	3	2
EasyLED 37w (LumaLens)			Horizontal Frame -Type IV	4,071	95	1	3	2	3,908	91	1	3	2
EasyLED 37w (Clear Lens)			Vertical Frame -Type II	5,292	123	2	3	1	5,081	118	2	3	1
EasyLED 37w (LumaLens)			Vertical Frame -Type II	4,399	102	2	3	2	4,223	98	1	3	2

PHOTOMETRIC DATA FOR CANOPY/CEILING LIGHTS

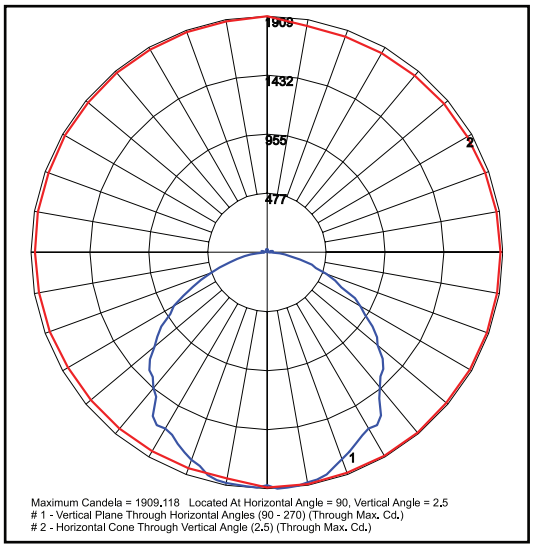

LV1AOQF37U5KC
Wide Optic

PHOTOMETRIC PERFORMANCE FOR CANOPY/CEILING LIGHTS

LED Board Watts	Drive Current (mA)	Input Watts	Optics	Spacing Criteria	5000 CCT 80 CRI Lumens	5000 CCT 80 CRI LPW	4000 CCT 80 CRI Lumens	4000 CCT 80 CRI LPW
EasyLED 22w (Clear Lens)	116	26	Open Frame (110° x 110°)	1.34	3,332	128	3,199	123
EasyLED 22w (LumaLens)			Open Frame (110° x 120°)	1.26	2,945	113	2,828	109
EasyLED 37w (Clear Lens)		43	Open Frame (110° x 110°)	1.26	5,538	129	5,316	124
EasyLED 37w (LumaLens)			Open Frame (110° x 120°)	1.26	4,948	115	4,750	111

PROJECTED LUMEN MAINTENANCE

Data shown for 5000 CCT			Compare to MH			
TM-21-11	Input Watts	Initial	25,000 Hrs	50,000 Hrs	100,000 Hrs	Calculated LED Life
L70 Lumen Maintenance @ 25°C / 77°F	All wattages up to and including 43w	1.00	0.96	0.92	0.84	187,000
L70 Lumen Maintenance @ 50°C / 122°F		1.00	0.93	0.86	0.72	109,000
L80 Lumen Maintenance @ 40°C / 104°F		1.00	0.94	0.88	0.79	84,000

NOTES:
1. Projected per IESNA TM-21-11. Data references the extrapolated performance projections for the base model in a 25°C ambient, based on 10,000 hours of LED testing per IESNA LM-80-08.
2. Compare to MH box indicates suggested Light Loss Factor (LLF) to be used when comparing to Metal Halide (MH) systems.