

L70
25°C

187,000 Hours

NOTES:

FIXTURE TYPE:

PROJECT:

**B3Q - Degas Round Bollard****B4Q - Degas Square Bollard**

FEATURES

Housing:

Extruded Aluminum Housing with Flush Mounting Base, Flat Top, Sealed Driver Compartment.

Listing & Ratings:

CSA: Listed for Wet Locations, ANSI/UL 1598, 8750
IP66 Sealed LED Compartment.

Finish:

Textured Architectural Bronze or Black Powdercoat Finish Over a Chromate Conversion Coating. Custom Colors Available Upon Request.

Lens:

Clear UV-Stabilized Polycarbonate or SoftLED LumaLens Opal UV-Stabilized Polycarbonate Vandal-Resistant Inner Lens to Seal LED Array.

Mounting Options:

Mounting Kit with 8" Zinc-Plated Anchor Bolts, Included.

EasyLED LED:

Aluminum Boards

Wattage:

Array: 16.6w, System: 18.1w; (70w HID Equivalent)
Array: 25w, System: 27.2w; (70w HID Equivalent)

Driver:

Electronic Driver, 120-277V, 50/60Hz; Less Than 20% THD and PF>0.90. Standard Internal Surge Protection 2kV. 0-10V Dimming Standard for a Dimming Range of 100% to 10%; Dimming Source Current is 150 Microamps.

Controls:

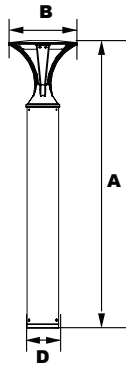
Fixtures Ordered with Factory-Installed Motion Sensor Controls are Internally Wired for Switching and/or 1-10V Dimming Within the Housing. Remote Direct Wired Interface of 1-10V Dimming is Not Implied and May Not Be Available, Please Consult Factory. Fixtures are Tested with LEPC Controls and May Not Function Properly With Controls Supplied By Others. Fixtures are NOT Designed for Use with Line Voltage Dimmers.

Warranty:

5-Year Warranty for -40°C to +40°C Environment.
See Page 2 for Projected Lumen Maintenance Table.

PRODUCT DESCRIPTION

The B3Q and B4Q EasyLED Reveal Cutoff Bollards with UV-stabilized polycarbonate lenses and sealed optical compartments are designed to replace HID lighting systems up to 70w MH or HPS. These fixtures are ideal for retail centers, industrial parks, schools and universities, public transit and airports, office buildings and medical facilities.



DIMENSIONS

Width (B)	10 1/4" (260mm)
Diameter (D)	4 3/4" (120mm)
Height (A)	43 3/8" (1,095mm)

ORDERING INFORMATION

EXAMPLE: B4QF1X16U5KCZ36SF

Model	Optics	Wattage	Driver	CCT	Lens	Color	Height	Options
B3Q = Degas Round Bollard B4Q = Degas Square Bollard	F =Wide Beam Spread	1X16 =16w 1X25 =25w	U =120-277V	3K =3000K 4K =4000K 5K =5000K	C =Clear UV-Stabilized Polycarbonate Array Lens L =SoftLED LumaLens Opal UV-Stabilized Polycarbonate Array Lens	Z =Bronze B =Black C =Custom (Consult Factory)	(Leave Blank) = 43 3/8" Standard Height 36 =36" Height 30 =30" Height	SF =Single Fuse DF =Double Fuse SP =Surge Protection GF1 =GFCI Outlet, 15A, 120V S3 =Microwave Sensor with Dimming & Remote Programming, 120-277V Only. See P17121 Spec. Page for Details.

ACCESSORIES & REPLACEMENT PARTS



BREBASE*



P17122



P17121



BOADP1

*Shown Mounted

Mounting Accessories (Order Separately, Field Installed)

BREBASE* Bollard Retrofit Base Kit Adapts New Bollards to Most Existing Bolt Patterns. Fits all LEPC Bollards. Die Cast with Powdercoat Finish, Hardware Included. 1 1/2" Dia. x 1 1/2" H

*Specify Color: Z=Bronze, B=Black, C=Custom (Consult Factory)

Accessories (Order Separately, Field Installed)

P17122 Remote Programming Tool for P17121

Replacement Parts (Order Separately, Field Installed)

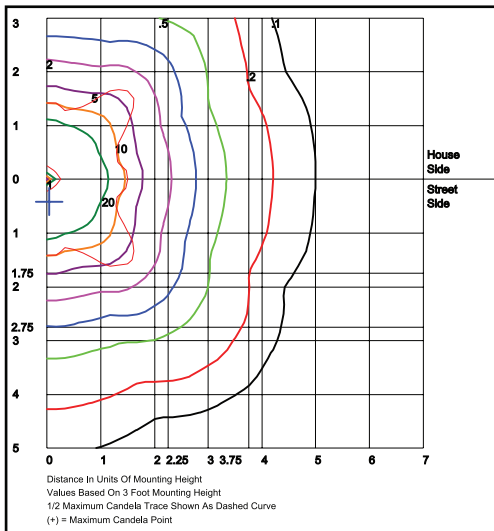
P17121 Internal Microwave Sensor with Dimming & Remote Programming, 120-277V Only. See P17121 Spec. Page for Details.

B3LL SoftLED LumaLens Opal UV-Stabilized Polycarbonate Array Lens

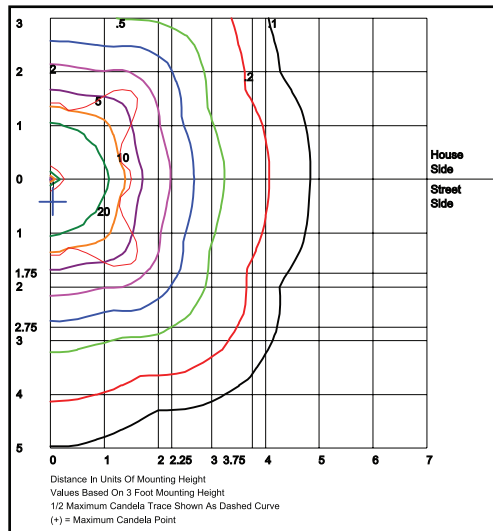
B4LL SoftLED LumaLens Opal UV-Stabilized Polycarbonate Array Lens

BOADP1 Adapter Plate with Gaskets for Outlet Boxes. Fits LEPC Round Bollards. Die Cast with Bronze Powdercoat Finish.

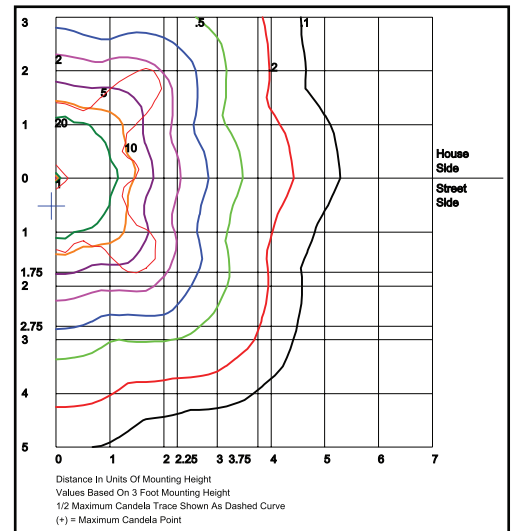
PHOTOMETRIC DATA



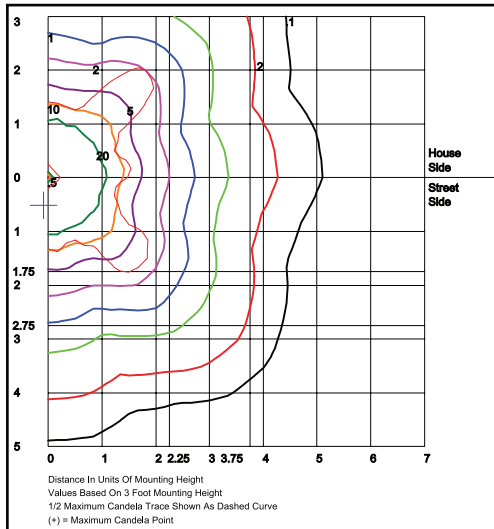
B3QF1X25U5KC
Type V-Clear Glass
Grid in feet, Mounting Height = 3.5 ft.



B3QF1X25U5KL
Type V-LumaLens
Grid in feet, Mounting Height = 3.5 ft.



B4QF1X25U5KC
Type V-Clear Glass
Grid in feet, Mounting Height = 3.5 ft.



B4QF1X25U5KL
Type V-LumaLens
Grid in feet, Mounting Height = 3.5 ft.

PHOTOMETRIC PERFORMANCE

Wattage (Catalog Logic)		16W (1X16)	25W (1X25)
Input Watts		18.1W	27.2W
Optic	CCT	Delivered Lumens	
B3 with Clear Glass F=Type V Optic	3000K	1,532	2,298
	4000K	1,662	2,493
	5000K	1,731	2,597
	BUG Rating	B1-U3-G1	B1-U3-G1
B4 with LumaLens F=Type V Optic	3000K	1,343	2,014
	4000K	1,457	2,185
	5000K	1,517	2,276
	BUG Rating	B1-U2-G1	B1-U3-G1

Wattage (Catalog Logic)		16W (1X16)	25W (1X25)
Input Watts		18.1W	27.2W
Optic	CCT	Delivered Lumens	
B3 with Clear Glass F=Type V Optic	3000K	1,604	2,406
	4000K	1,740	2,610
	5000K	1,813	2,719
	BUG Rating	B1-U2-G1	B1-U3-G1
B4 with LumaLens F=Type V Optic	3000K	1,406	2,109
	4000K	1,525	2,288
	5000K	1,589	2,383
	BUG Rating	B1-U2-G1	B1-U3-G1

PROJECTED LUMEN MAINTENANCE

Data shown for 5000 CCT		Compare to MH				
TM-21-11	Input Watts	Initial	25,000 Hrs	50,000 Hrs	100,000 Hrs	Calculated L70@ 25°C
B3 L70 Lumen Maintenance @ 25°C / 77°F	27	1.00	0.96	0.92	0.84	187,000
B4 L70 Lumen Maintenance @ 25°C / 77°F	27	1.00	0.96	0.92	0.84	187,000
TM-21-11	Input Watts	Initial	25,000 Hrs	50,000 Hrs	100,000 Hrs	Calculated L70@ 50°C
B3 L70 Lumen Maintenance @ 50°C / 122°F	27	1.00	0.94	0.87	0.74	117,000
B4 L70 Lumen Maintenance @ 50°C / 122°F	27	1.00	0.93	0.87	0.73	113,000
TM-21-11	Input Watts	Initial	25,000 Hrs	50,000 Hrs	100,000 Hrs	Calculated L80@ 40°C
B3 L80 Lumen Maintenance @ 40°C / 104°F	27	1.00	0.97	0.93	0.87	151,000
B4 L80 Lumen Maintenance @ 40°C / 104°F	27	1.00	0.97	0.93	0.86	144,000

NOTES:

1. Projected per IESNA TM-21-11. Data references the extrapolated performance projections for the 525mA base model in a 25°C ambient, based on 10,000 hours of LED testing per IESNA LM-80-08.
2. Compare to MH box indicates suggested Light Loss Factor (LLF) to be used when comparing to Metal Halide (MH) systems.