



Allows for retrofit of
ALL LEDalux Bollards
to most EXISTING
anchor bolt patterns.



**Anchor Bolt
Retrofit Adapter
Plate –**
Fits most existing
3-Bolt or 4-Bolt
Patterns



**Bollard Mounting
Cover Plate –**
Allows mounting of
Bollard using the
bollard cast aluminum
base plate

**Anchor Bolt Retrofit
Adapter Plate –**
Mounts to existing
anchor bolts

Mounts to Bollard –
using Bollard base cast
aluminum base plate
(Hardware Included)

**Bollard Mounting
Cover Plate –**
Mounts to Anchor Bolt
Adapter Plate


EXAMPLE: BREBASEZ

ORDERING INFORMATION

Model	Color
BREBASE =Bollard Retrofit Base Kit	B =Black Z =Bronze C =Custom (Consult Factory)

The BREBASE Bollard Retrofit Base Kit allows installation of new bollards to most existing bolt patterns without removal of existing bolts. Fits all LEDalux bollards, both round and square.


ALL Round Bollards



ALL Square Bollards



See Pages 2 and 3 for Specifications, Installation
Guide, and Mounting Details.

Anchor Bolt Retrofit Adapter Plate**Dimensions**

Diameter (D)	10¾" (271mm)
Height (A)	1" (26mm)

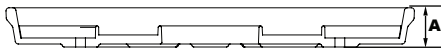
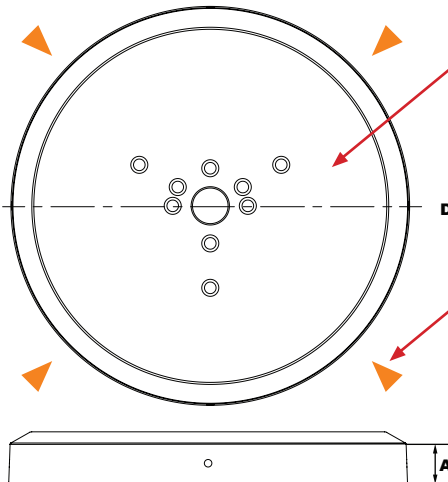
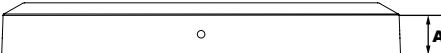
**Bollard Mounting Cover Plate**

Plate has threaded holes in patterns for each LEPG bollard size. Mounting bolts are included. Bollard base mounts to plate.

Plate includes 4 set screws on sides at 90 degrees for locking base cover to mounting plate. Fully rotatable.

Dimensions

Diameter (D)	11½" (292mm)
Height (A)	1½" (38mm)

**Bollard Retrofit Base Kit includes:**

Heavy duty die cast aluminum Anchor Bolt Retrofit Adaptor Plate

- Includes slots for existing anchor bolt mounting, 3@1200, 4@900 or 2@1800 (3.5 to 5 diameter bolt circle). Slots can accommodate 1/4 to 3/8 diameter anchor bolts.
- Includes large diameter slots for installing field drilled anchors (not included) in the event that the existing anchor bolt pattern does not fit slots, or anchor bolts are damaged or unusable.
- Includes 4 Stainless Steel leveling bolts with two leveling bubbles at 900 to level base prior to mounting new bollard.
- Center conduit entrance hole designed to accommodate two 3/4 PVC conduits.

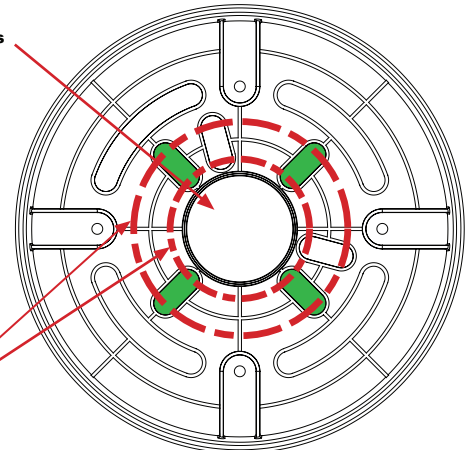
Heavy duty die cast aluminum Bollard Mounting Cover Plate

- Includes threaded holes in patterns to match ALL LEDalux bollard base mounting plates.
- Stainless Steel bolts for mounting bollard base plate.
- 4 Stainless Steel set screws at 900 for securing the cover plate to the adaptor plate. Cover plate can be rotated 360°.

Powdercoat finish over chromate conversion coating in Black or Bronze standard to match LEDalux Bollards.

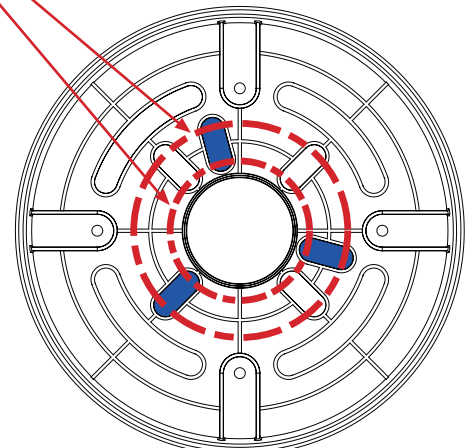
Bolt Circles for use with existing anchor bolts.

Conduit Entrance Area Accommodates Two ¾" Stub-Ups.



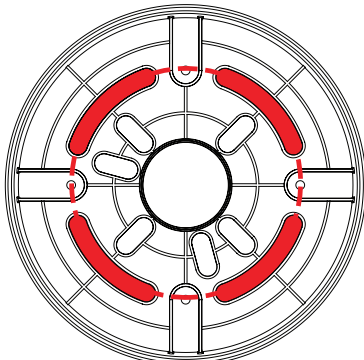
For use with 4 bolts @ 90° or 2 bolts @ 180°

Fits bolt circles from 3.5" to 5"



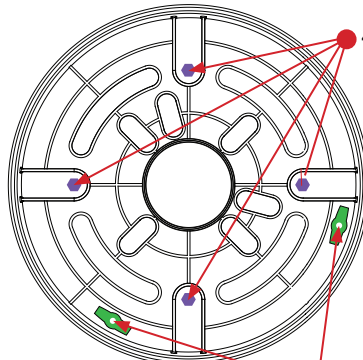
For use with 3 bolts @ 120°

Anchor Bolt Retrofit Adapter Plate allows for mounting with field installed drilled anchors



6.5" bolt circle for Drilled Anchors. Used when existing anchor bolts do not fit 4-bolt or 3-bolt slots or are damaged. These must be cut off and new drilled anchors installed.

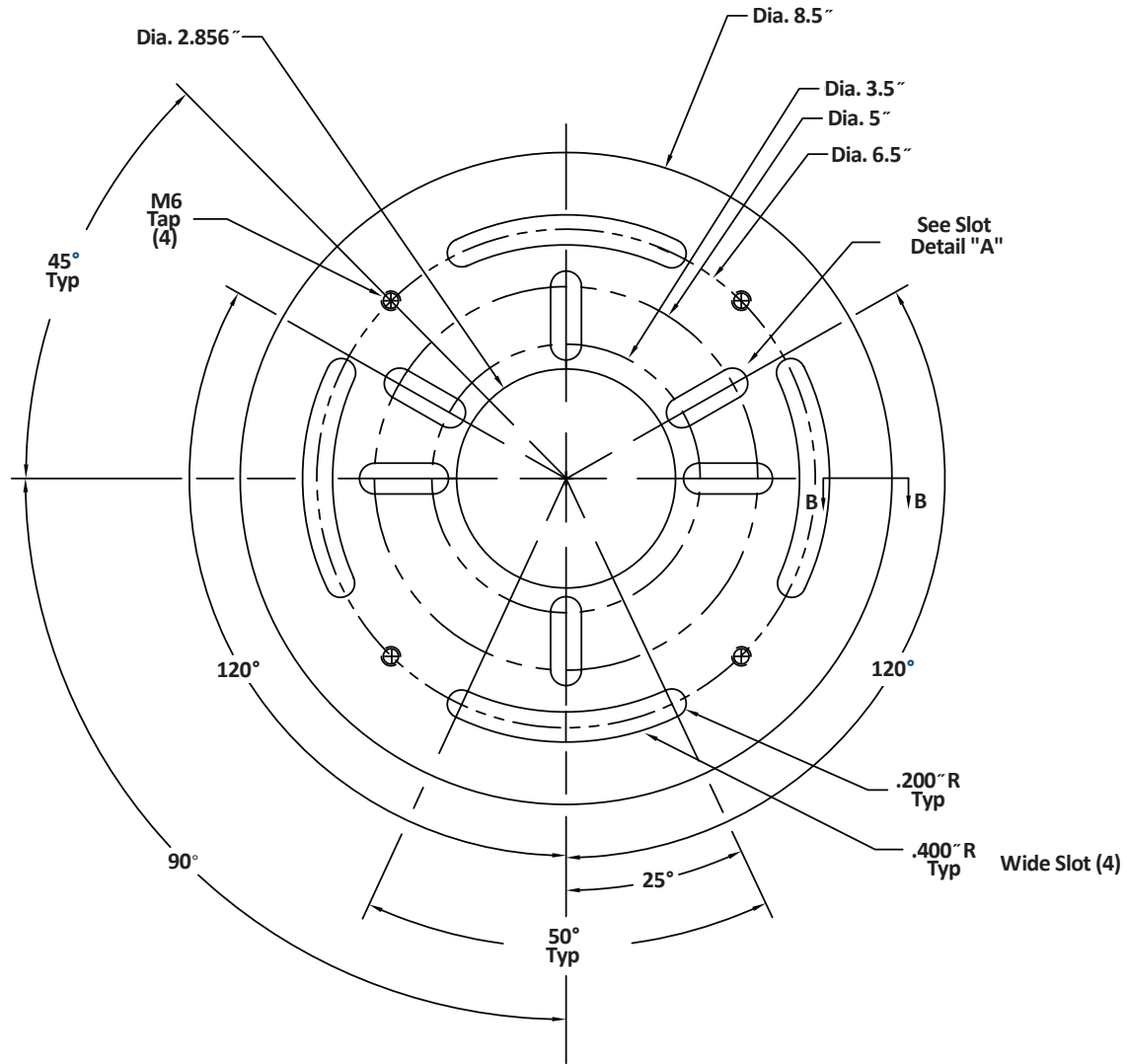
Anchor Bolt Retrofit Adapter Plate Includes 4 leveling bolts and levels



4 Leveling Bolts

Leveling Bubbles

BREBASE TEMPLATE



Not to Scale

Slot Detail "A" (6)
Slots Total
Not to Scale

