LEDALUX®

WPR250FQ - EasyLED Excel Round Bulkhead Open Frame

EZ SPEC

BUY AMERICAN ACT COMPLIANT (COTS)

CATALOG NUMBER:

NOTES:

FIXTURE TYPE:

PROJECT:

L70 25°C **187,000 Hours**



FEATURES

Housing:
Die Cast Gasketed Aluminum Open Front Frame and Housing with Integral Heat Sinking and Driver Compartment. Nickel-Plated Stainless Steel Hardware. Photocell Adaptable.

Listing & Ratings:
CSA: Listed for Wet Locations, ANSI/UL 1598, 8750; IP66 Sealed LED Compartment.

Finish:
Textured Architectural Bronze Powdercoat Finish Over a Chromate Conversion Coating. Custom Colors Available Upon Request.

Lens:
SoftLED LumaLens UV-Stabilized Polycarbonate Opal Vandal-Resistant Lens Eliminates LED Hot Spots

Mounting Options:
Surface Mount

EasyLED LED:
Aluminum Boards

Wattage:
Array: 12w, System: 12.9w; (100w HID Equivalent)
Array: 17w, System: 19.7w; (100w HID Equivalent)
Array: 25w, System: 27.1w; (250w HID Equivalent)

Driver:
Electronic Driver, 120-277V, 50/60Hz, 347V, 50/60Hz or 480-347V, 50/60Hz; Less Than 20% THD and PF>0.90. Standard Internal Surge Protection 2kV. 0-10V Dimming Standard for a Dimming Range of 100% to 10%; Dimming Source Current is 150 Microamps.

Controls:
Fixtures Ordered with Factory-Installed Photocell or Motion Sensor Controls are Internally Wired for Switching and/or 1-10V Dimming Within the Housing. Remote Direct Wired Interface of 1-10V Dimming is Not Implied and May Not Be Available, Please Consult Factory. Fixtures are Tested with LEPG Controls and May Not Function Properly With Controls Supplied By Others. Fixtures are NOT Designed for Use with Line Voltage Dimmers.

Warranty:
5-Year Warranty for -40°C to +50°C Environment.
See Page 2 for Projected Lumen Maintenance Table.

Dimensions	
Diameter (D)	12½" (318mm)
Height (A)	3 15/16" (100mm)

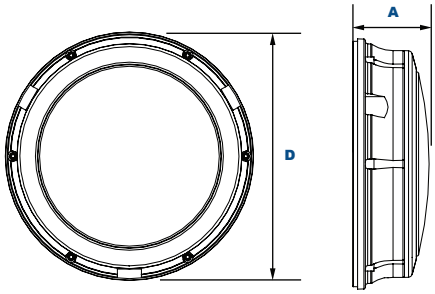

PRODUCT DESCRIPTION

The Excel Round Bulkhead is designed to replace HID lighting systems up to 250w MH or HPS. The open door frame allows for maximum light output. Typical applications include office and public buildings, condominiums, schools, shopping malls, and hospitality. Recommended mounting heights are 8 to 20 feet.

ORDERING INFORMATION

EXAMPLE: WPR25OFQF1X25U5KLZSF

LED Eco-Smart

IP66

Model	Optics	Wattage	Driver	CCT	Lens	Color	Options
WPR25OFQ = EasyLED Excel Round Bulkhead Open Frame	**F**=Type IV	**1X12** =12w **1X17** =17w **1X25** =25w	**U**=120-277V **C**=347V* **H**=347-480V♦ *12w & 17w only ♦25w only	**3K** =3000K **4K** =4000K **5K** =5000K	**L**=SoftLED LumaLens Opal UV-Stabilized Polycarbonate Array Lens	**Z**=Bronze **W**=White **C**=Custom (Consult Factory)	**SF** =Single Fuse* **DF**=Double Fuse* **SP** =Surge Protector **PC3** =Photocell, 120-277VAC **P10** =Pencil Photocell, 120VAC **P12** =Pencil Photocell, 277VAC **P14** =Pencil Photocell, 120-277VAC **S2** =Microwave Sensor with Dimming for Mounting Heights of 8' to 40'.* **S4** =Microwave On/Off Motion Sensor for Mounting Heights of 8' to 19'.* **BU** =Battery Backup, 90 Minutes* **BUC** = Cold Start Battery Backup, -20°C, 90 Minutes* *120-277V Models Only.

ACCESSORIES & REPLACEMENT PARTS



P18103



P18110 & P18112



P18114



P17117



P17123

Replacement Parts (Order Separately, Field Installed)	
P18103	120-277VAC Photocell
P18110	110-130V 120VAC Pencil Photocell
P18112	208-277V 240VAC Pencil Photocell
P18114	120-277V, 50/60Hz Pencil Photocell
P17117	Internal Microwave Sensor with Dimming for Mounting Heights of 8 to 40'. 120-277VAC, 50/60Hz.
P17123	Internally Mounted Microwave On/Off Motion Sensor for Mounting Heights of 8' to 19', 120-277VAC, 50/60Hz

For Replacement Battery Backup, see the LEPG LED Battery Backup Specification Sheet.

PHOTOMETRIC DATA

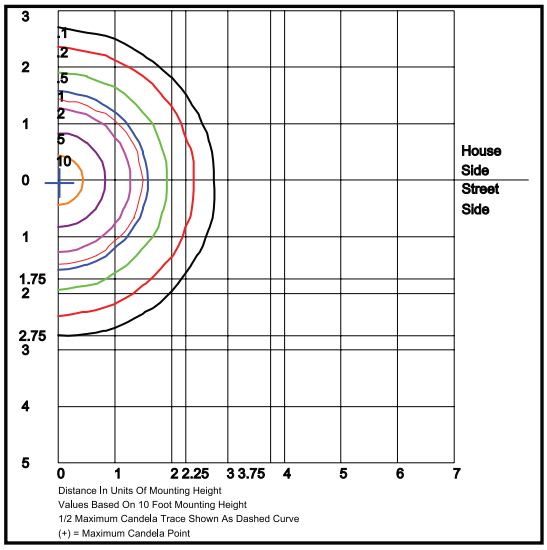

WPR250FQF1X25U5K
Type IV
Grid in MH
MH=10 Feet

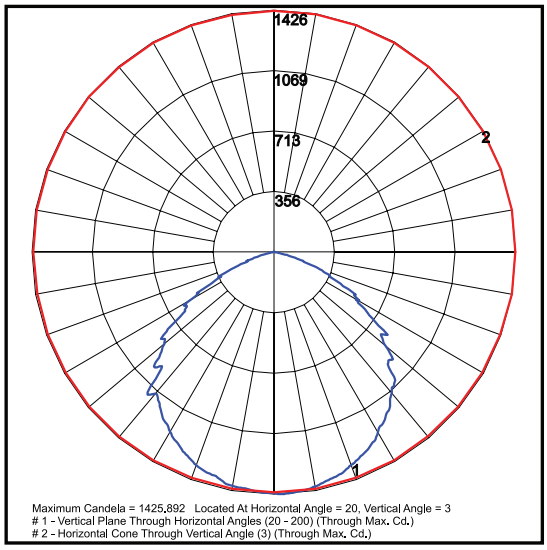

WPR250FQF1X25U5K
Type IV

PHOTOMETRIC PERFORMANCE

Wattage (Catalog Logic)		12W (1X12)	17W (1X17)	25W (1X25)
Input Watts		12.9W	18.1W	27.1W
Optic	CCT	Delivered Lumens		
F = Type V	3000K	1,586	2,220	3,330
	4000K	1,720	2,408	3,613
	5000K	1,792	2,509	3,763
	BUG Rating	B1-U1-G0	B1-U1-G0	B2-U1-G0

PROJECTED LUMEN MAINTENANCE

Data shown for 5000 CCT			Compare to MH			
TM-21-11	Input Watts	Initial	25,000 Hrs	50,000 Hrs	100,000 Hrs	Calculated LED Life
L70 Lumen Maintenance @ 25°C / 77°F	All wattages up to and including 27w	1.00	0.96	0.92	0.84	187,000
L70 Lumen Maintenance @ 50°C / 122°F		1.00	0.96	0.91	0.82	113,000
L80 Lumen Maintenance @ 40°C / 104°F		1.00	0.94	0.89	0.77	88,000

NOTES:
1. Projected per IESNA TM-21-11. Data references the extrapolated performance projections for the 525mA base model in a 25°C ambient, based on 10,000 hours of LED testing per IESNA LM-80-08.
2. Compare to MH box indicates suggested Light Loss Factor (LLF) to be used when comparing to Metal Halide (MH) systems.