

FEATURES & BENEFITS

Pole top option:

Removable Die-casting Aluminum top cover (pole is drilled) or welded steel tenon (pole is mortise option) can be supplied on customer's request for fitting light fixtures. The drilling mode shall be provided by the customer, unless the project uses energy lamps; If the mortise and tenon option is selected, the customer needs to determine the appropriate mortise and tenon dimensions for the project.

Vertical shaft:

Hot rolled commercial quality welded steel pipe with a minimum yield strength of 42,000 psi is rugged and can be used to manufacture pole shafts.

Handhole:

The reinforced handhole is located at a 12" base and can be used according to the selected lighting application.

Base cover:

A 2-piece ABS plastic base cover is available, easy to assemble and mount on the pole, and securely attached.

Anchor bolts:

Each bolt includes 2 nuts and 2 washers. The top of the anchor bolt is threaded and can be used to secure and level rods with accompanying nuts and washers.

Color and finish options:

Commercial grade, ultra durable powder coating, hot dip galvanizing process for greater hardness and durability. Powder-coated, hot-dip galvanizing is available as a premium option.

Other Options:

The following options are available: Shock absorber, custom mortise and tenon size, custom color, electric /GFI socket, custom rod height, additional hand holes, UL compliant hand holes and custom base plate size.

TECHNICAL DETAILS

Catalog Number	Shaft Size (in)	Shaft Height (ft)	Wall thick (in)	Gauge	Weight (LBS)	Maximum EPA with 1.3 Gust Factor															
						80 mph	Max weight	90 mph	Max weight	100 mph	Max weight	110 mph	Max weight	120 mph	Max weight	130 mph	Max weight	140 mph	Max weight	150 mph	Max weight
MRP-10FT-4IN-11G-D	4"	10	0.120	11	70	19.1	480	15	370	12.2	300	7.8	185	6.2	150	5.3	125	4.2	100	3.7	90
MRP-15FT-4IN-11G-D	4"	15	0.120	11	100	9.6	250	7.4	185	5.9	150	3.5	90	2.7	68	2.2	55	1.5	46	1.4	38
MRP-20FT-4IN-11G-D	4"	20	0.120	11	120	6	150	4.4	150	3.4	125	2.1	80	1.4	55	1	40	-	-	-	-
MRP-25FT-4IN-11G-D	4"	25	0.120	11	145	2.8	100	1.9	75	1.3	75	-	-	-	-	-	-	-	-	-	-
MRP-30FT-5IN-7G-D	5"	30	0.179	7	305	4.2	150	3	125	2.25	100	1.3	55	-	-	-	-	-	-	-	-

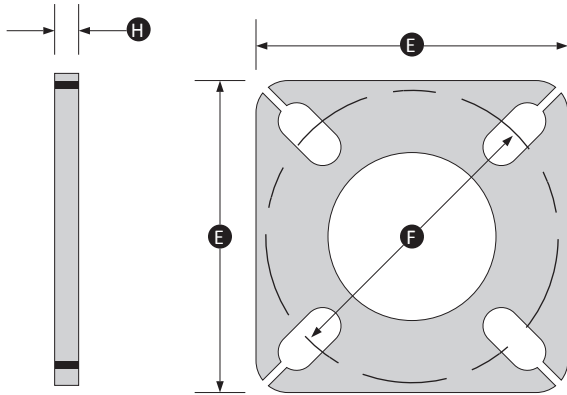
ORDERING INFORMATION

EXAMPLE: MRP-10FT-4IN-11G-D

Model	Height	Size	Thickness	Finish
MRP = Straight Round Poles	10FT (3.0 M)	4IN (4" Diameter)	7G (7 Gauge)	D Dark Bronze
	15FT (4.6 M)	5IN (5" Diameter)	11G (11 Gauge)	
	20FT (6.1 M)			
	25FT (7.6 M)			
	30FT (9.1 M)			

Note: 1. 10-25ft suit for 4in, 11G. 2. 30ft only suit for 5in, 7G, see technical details table for complete ordering information.

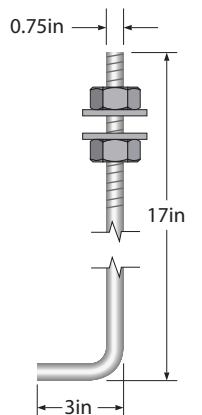
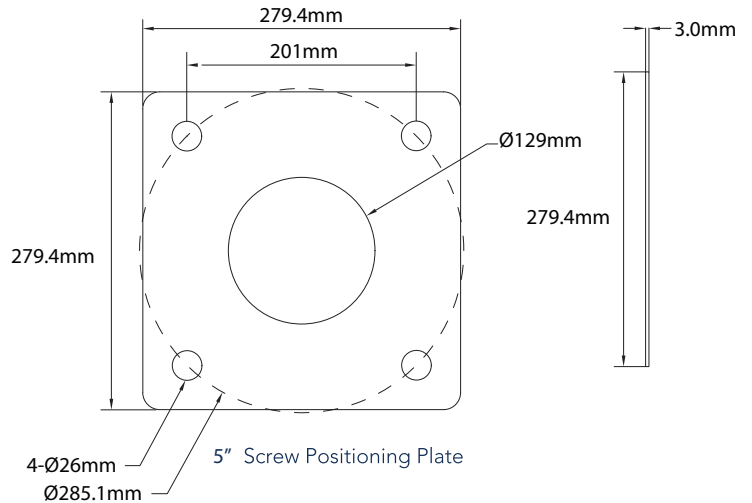
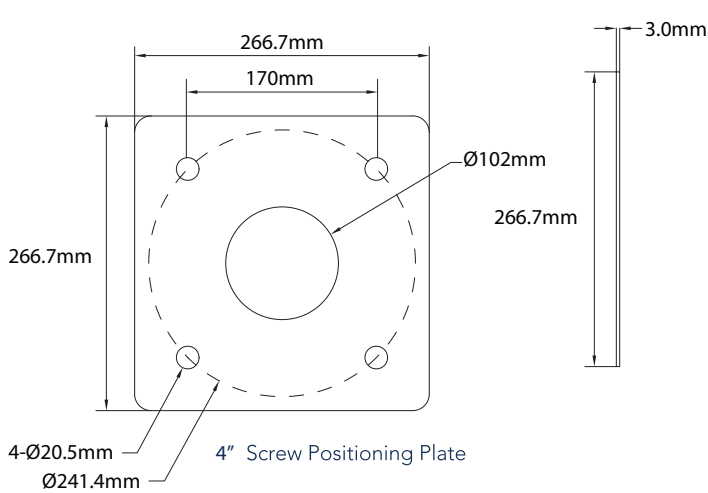
ANCHORAGE DETAIL



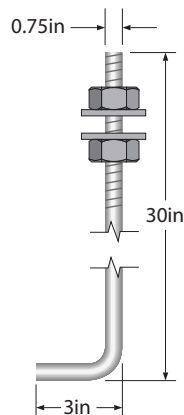
Base Plate with Slots or Holes

Anchor Base size	Wall thick H	Base Plate Square E	Bolt Circle Range (in)	Bolt Circle F	Bolt Projection
4"	0.75"	10.5"	8-11	9.5"	3.5"
5"	0.75"	11"	10.6-12	11.3"	3.5"

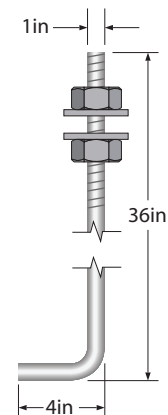
DIMENSIONS



17" Anchor Bolt
Suit for 10ft, 15ft, 20ft



30" Anchor Bolt
Suit for 25ft



36" Anchor Bolt
Suit for 30ft